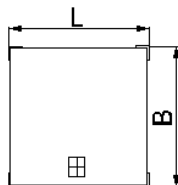
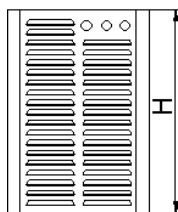


## FISCHBACH AUTOMATIC CONTROL in casing

| type   | Fischbach part-no. | max. load (A) | dimensions (mm) |     |   | weight (kg) |
|--|--------------------|---------------|-----------------|-----|---|-------------|
|  |                    |               | L x B           | H   | M |             |
| supply voltage 1x230V 50/60 Hz (it is highly recommended to run the motors with at least 150V) |                    |               |                 |     |   |             |
| FRA 32   | 6251               | 3             | 218             | 324 | - | 12,4        |
| FRA 55   | 6252               | 5,5           | 218             | 324 | - | 13,4        |
| FRA 80   | 6253               | 8             | 218             | 324 | - | 16          |
| FRA 120  | 6255               | 12            | 218             | 324 | - | 18          |
| FRA 200  | 6256               | 20            | 320             | 324 | - | 23,7        |
| output voltage 0... 230V 1N 50/60 Hz   |                    |               |                 |     |   |             |

### FRA 32 - 200



## signal transmitters

### Actual Pressure Sensor DV ...

PVC casing with tube fixings for positive and negative pressure readings. The casing contains a rolled siphon diaphragm which effects a signal change at the output, via built in electronics, proportional to the pressure.

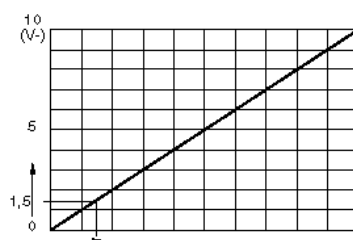
#### Must be used in conjunction with:

Pre Set - Pressure DS...

#### For separate use: (see table)

Manual Remote Adjuster HF 10

### output voltage 0...10 V-



signal proportional to measuring or setting range

|       |      |         |
|-------|------|---------|
| 0     | 50   | 100 %   |
| 0     | 50   | 100 Pa  |
| 0     | 500  | 1000 Pa |
| -11°C | +2,5 | +20 °C  |
| + 9°C | 23,5 | +40 °C  |
| +39°C | 52,2 | +70 °C  |

correlation of range of sensors and pre-sets.

### actual pressure sensor DV

